

Bushing



Double Branch Elbow



Concentric Reducer



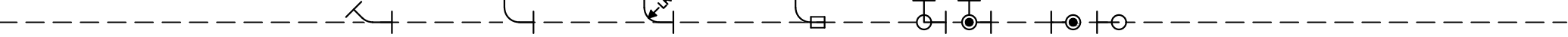
Eccentric Reducer



Cap



Joint



45 Deg Elbow



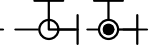
90 Deg Elbow



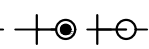
Elbow - Long Radius



Street Elbow



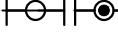
Elbow Side Outlet



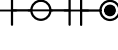
Elbow - Turned



Tee



Tee Outlet



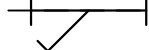
Tee Side Outlet



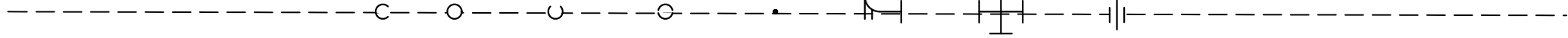
Tee Single Sweep



Tee Double Sweep



Lateral Joint



Riser Down



Riser Up



Branch Top Connection



Branch Bottom Connection



Branch Side Connection



Base Mount Elbow



Cross



Union